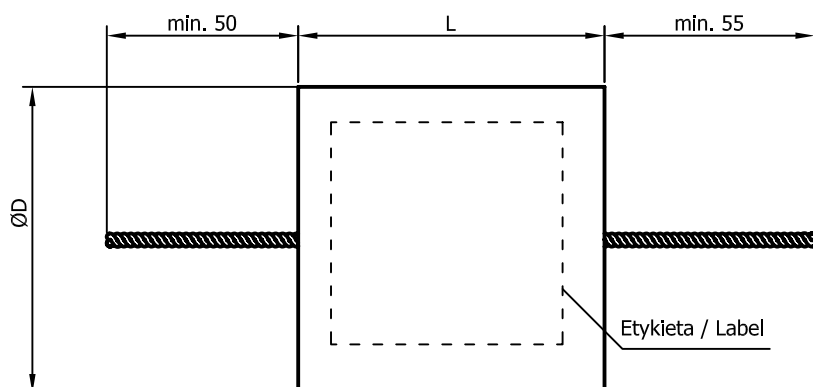


Kondensator AUDIO AUDIO Capacitor



Dane Techniczne / Technical data:

Napięcie znamionowe
Rated voltage 600VDC

Tg kąta stratności
Dissipation factor <0,0040 @ 1kHz

Kategoria klimatyczna
Climatic category 25/70/21

Wymiary
Dimensions zgodnie z tabelą
acc. to table

(Uwagi/Notes)
1. Wyrób spełnia wymagania Dyrektywy RoHS (2011/65/WE).
This product fulfils the requirements of the RoHS Directive (2011/65/EC).

Pojemność znamionowa Rated capacitance	Tolerancja pojemności Capacitance tolerance	Wymiary / Dimensions	
		D+1	L+3/-2
μF	%	mm	mm
page 2			

Description:

The KPAL-01 capacitors are made on the basis of paper and polypropylene dielectric films in a specially designed configuration. The capacitor section is impregnated with the use of a unique vacuum-based technology. The capacitor electrodes consist of solid aluminium foil. These capacitors feature housings formed from insulating resin paper tubes, terminals made of twisted tinned copper wire 2x0,8mm, and self-extinguishing potting compound of flammability class V0.

High quality and durability of the capacitors is assured by the use of carefully selected materials, production technology, as well as testing and measuring methods.


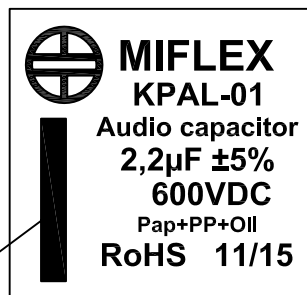
These capacitors are designed for use in audio equipment. The design of the capacitors and used technology during the production minimize the parasitic impedance components: inductance and resistance, resulting in improved quality of sound in a given audio system.

The capacitors are subjected to a series of specific tests and measurements, including a unique test using pulses of increased current amplitude and frequency of 22kHz.

The KPAL-01 capacitors can be used in d.c. and a.c. circuits within the temperature range of their climatic category. The d.c. voltage value or a.c. voltage amplitude should not exceed the specified rated voltage.

PRZYKŁADOWY NADRUK
PRINTING LAYOUT EXAMPLE

Oznakowanie
okładziny zewnętrznej
- krótsze
wyprowadzenie /
Marking of the outer
electrode - shorter
terminal



MIFLEX S.A.

ZAKŁADY PODZESPOŁÓW RADIOWYCH
99-300 KUTNO, UL. GRUNWALDZKA 3 POLAND
Chief Engineering Specialist +48 24 355 12 10
Design Department +48 24 355 12 77
Production Engineering Department +48 24 355 12 77
Fax +48 24 355 11 88
E-mail miflexsa@miflex.com.pl

Strona/
Page

1/2

Data aktualizacji/
Revision date

12.01.2017.

Kondensator AUDIO AUDIO Capacitor

Pojemność znamionowa Rated capacitance	Tolerancja pojemności Capacitance tolerance	Wymiary / Dimensions	
		D+1	L+3/-2
μF	%	mm	mm
0,022	$\pm 5\% / \pm 10\%$	18	40
0,027		20	
0,033			
0,039			
0,047			
0,056			
0,068			22
0,082			24
0,1			26
0,12			30
0,15			36
0,18		44	
0,22		40	50
0,27		44	
0,33		50	
0,39		56	
0,47		60	
0,56		66	
0,68		72	
0,82		78	
1,0	84		
1,2	90		
1,5	96	70	
1,8	102		
2,0	108		
2,2	114		
2,7	120		
3,0	126		
3,3	132		
3,9	138		
4,0	144		
4,7	150		
5,6	86	125	
6,0	92		
6,8	98		
8,2	104		
9,0	110		
10,0	116		
		96	210

*Istnieje możliwość uzgodnienia innych pojemności oraz długości i rodzaju wyprowadzeń.
Other capacitance values and terminal lengths and types can be agreed upon request.*



ZAKŁADY PODZESPOŁÓW RADIOWYCH
99-300 KUTNO, UL. GRUNWALDZKA 3 POLAND
Chief Engineering Specialist +48 24 355 12 10
Design Department +48 24 355 12 77
Production Engineering Department +48 24 355 12 77
Fax +48 24 355 11 88
E-mail miflexsa@miflex.com.pl

Strona/
Page

2/2

Data aktualizacji/
Revision date

12.01.2017.