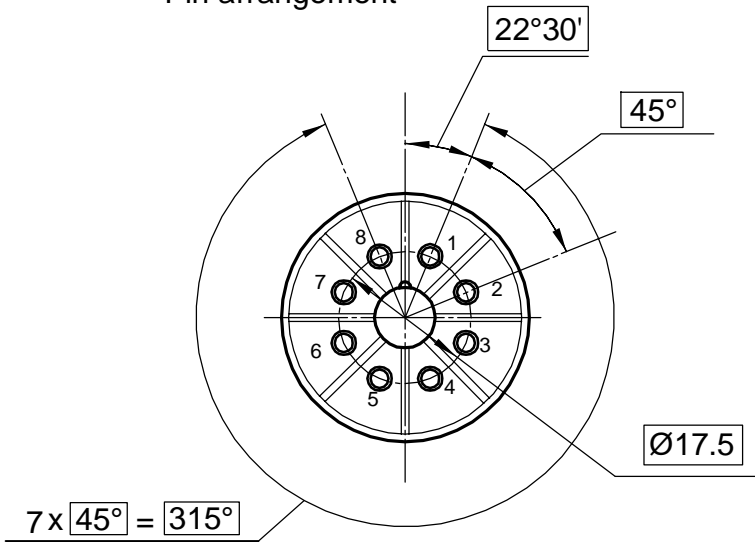


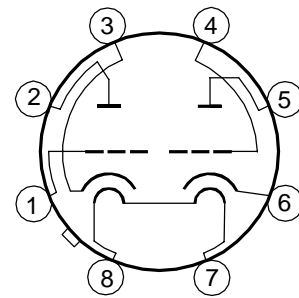
6SN7EH gold

Vacuum tube 6SN7EH gold is a twin triode with equipotential cathodes, designed to amplify low frequency voltage in radio engineering devices.

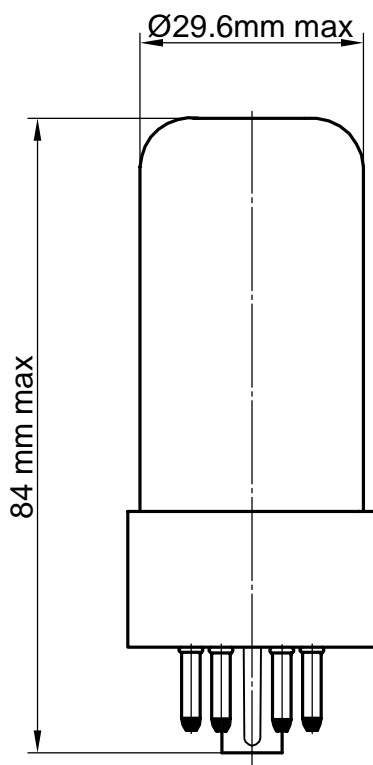
Pin arrangement



Electrode -to - lead connection diagram



Dimensions



Lead designation	Name of electrode
1	Second triode grid
2	Second triode plate
3	Second triode cathode
4	First triode grid
5	First triode plate
6	First triode cathode
7, 8	Heater

Electrical parameters

Parameters, conditions and units	Nominal	
	min	max
Heater current, mA at: filament voltage 6.3 V	550	650
Grid back current, μA , (at: filament voltage 6.3 V, plate voltage 250 V, grid voltage minus 8.0 V, resistance in grid circuit 1.0 M Ω)	—	0.2
First and second triodes plate current difference, % (at: filament voltage 6.3 V, plate voltage 250 V, grid voltage minus 8.0 V)	—	± 30
Plate current, mA, (at: filament voltage 6.3 V, plate voltage 250 V, grid voltage minus 8.0 V)	7.0	13.0
Slope of characteristic, mA/V (at: filament voltage 6.3 V, plate voltage 250 V, grid voltage minus 8.0 V)	2.0	3.6
Amplification factor (at: filament voltage 6.3 V, plate voltage 250 V, grid voltage minus 8.0 V)	16.5	—
Plate current at the beginning of the characteristic, μA (at: filament voltage 6.3 V, plate voltage 250 V, grid voltage minus 18.0 V)	—	50
Cathode - heater insulation resistance, M Ω (at: filament voltage 6.3 V, cathode - heater voltage ± 200 V)	13.3	—

Limiting Values

Parameters, units	Nominal	
	min	max
Filament voltage, V	6.0	6.6
Plate voltage, V	—	450
Cathode - heater voltage, V	—	± 200
Cathode current, mA	—	20
Power dissipation at the plate of each triode, W	—	2.5
Grid circuit resistance for each of the triodes, M Ω fixed bias	—	1.0
self - bias	—	2.0

