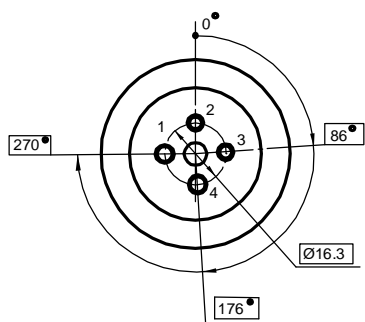
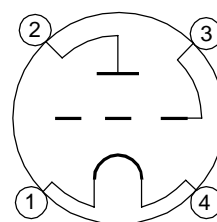


Vacuum tube 2A3EH gold is a triode with coated filament in the glass bulb, designed to amplify low frequency power in radio engineering devices.

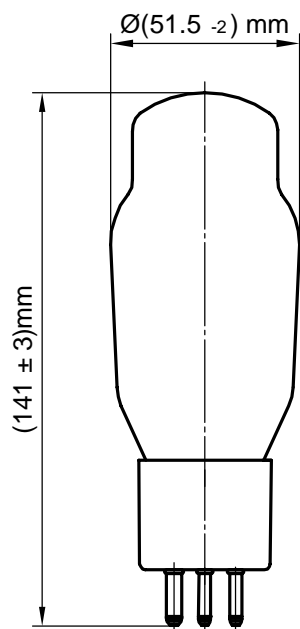
Pin arrangement



Electrode -to - lead connection diagram



Dimensions



Lead designation	Name of electrode
1, 4	Cathode
2	Plate
3	Grid

## Electrical parameters

Parameters, conditions and units	Nominal	
	min	max
Heater current, A	2.3	2.8
Grid reverse current, $\mu\text{A}$ , ( at: filament voltage 2.5 V, plate voltage 250 V, grid voltage minus 44 V, resistance in grid circuit 0.51 M $\Omega$ )	—	1.0
Plate current, mA, ( at: filament voltage 2.5 V, plate voltage 250 V, grid voltage minus 44 V )	40	80
Slope of characteristic, mA/V ( at: filament voltage 2.5 V, plate voltage 250 V, grid voltage minus 44 V )	3.8	
Amplification factor ( at: filament voltage 2.5 V, plate voltage 250 V, grid voltage minus 44 V )	3.6	4.6
Output power, W ( at: filament voltage 2.5 V, plate voltage 250 V, grid voltage minus 44 V, plate circuit resistance 2.5 k $\Omega$ , grid alternating voltage, efficacious 31 V )	3.0	—
Grid blanking voltage, V (at: filament voltage 2.5 V, plate voltage 250 V )		126

## Limiting Values

Parameters, units	Nominal	
	min	max
Filament voltage, V	2.25	2.75
Plate voltage, V	—	360
Cathode current, mA	—	100
Power dissipation at the plate of each triode, W	—	17.5
Grid voltage, negative, V	—	150
Grid circuit resistance, M $\Omega$ fixed bias	—	0.51
self - bias	—	1.0
Temperature at the most heated part of the envelope, K°	—	473

