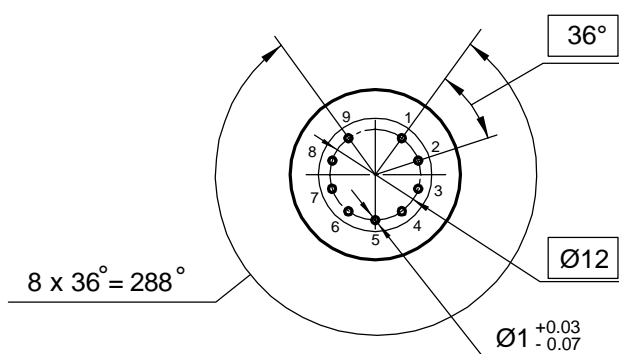
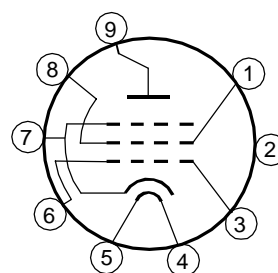


Vacuum tube 6973EH is a miniature pentode with equipotential cathode, designed to amplify low frequency power in radio engineering devices.

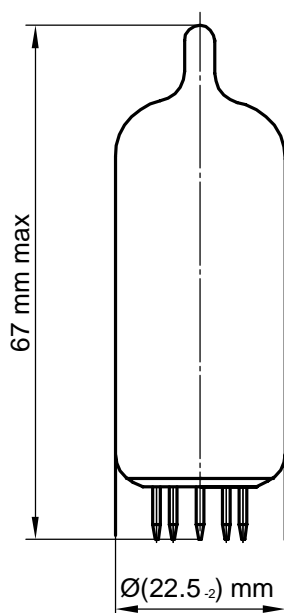
Pin arrangement



Electrode -to - lead connection diagram



Dimensions



Lead designation	Name of electrode
1, 8	Grid 2
2	Free
3, 6	Grid 1
4, 5	Heater
7	Cathode, grid 3
9	Plate

Electrical parameters

6973EH

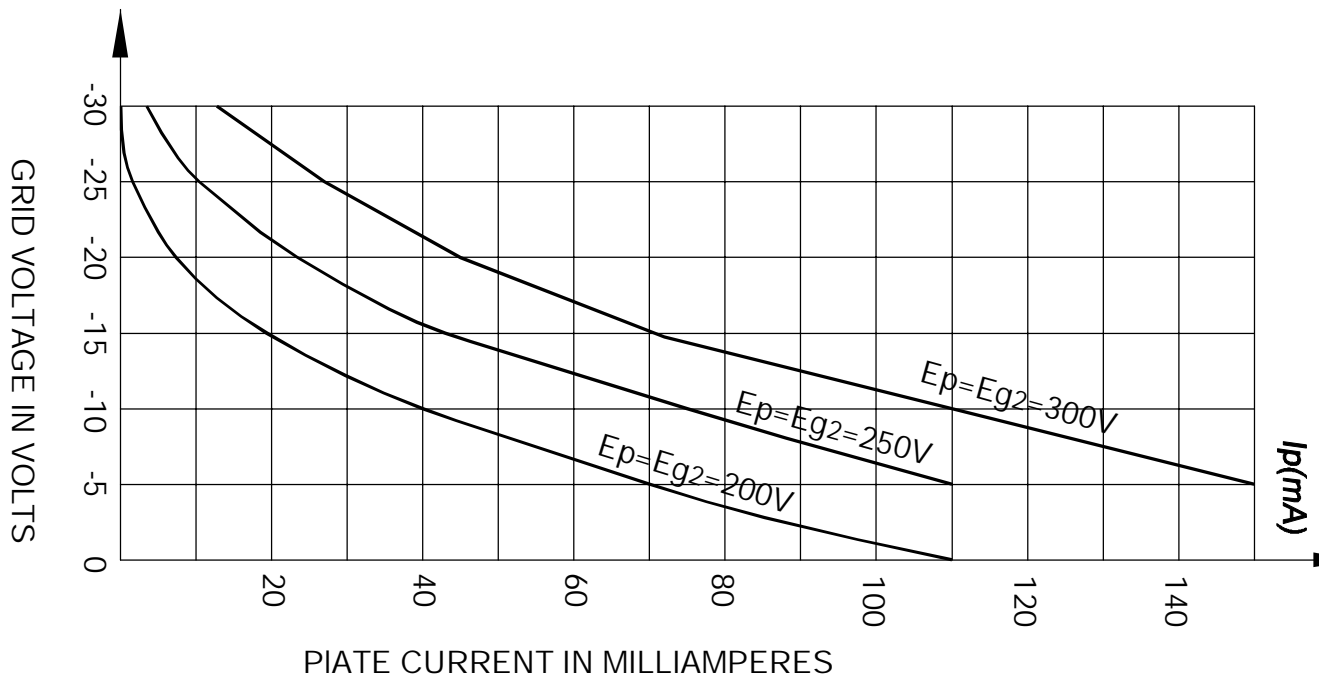
Parameters, conditions and units	Nominal	
	min	max
First grid reverse current, μA (at: filament voltage 6.3 V, plate voltage 250 V, first grid voltage minus 15 V, second grid voltage 250 V, first grid circuit resistance 0.51M Ω)	—	0.5
Heater current, mA	510	590
Plate current, mA (at: filament voltage 6.3 V, plate voltage 250 V, first grid voltage minus 15 V, second grid voltage 250 V)	38	58
Second grid current, mA (at: filament voltage 6.3 V, plate voltage 250 V, first grid voltage minus 15 V, second grid voltage 250 V)	—	11
Output power, W (at: filament voltage 6.3 V, plate voltage 250 V, first grid voltage minus 15 V, second grid voltage 250 V, plate circuit resistance 4.5 k Ω , alternating first grid, efficacious 10.6 V)	5	—
Slope of characteristic, mA/V (at: filament voltage 6.3 V, plate voltage 250 V, first grid voltage minus 15 V, second grid voltage 250 V)	4	—
Distortion factor,% (at: filament voltage 6.3 V, plate voltage 250 V, first grid voltage minus 15 V, second grid voltage 250 V, plate circuit resistance 4.5 k Ω , first grid alternating voltage, efficacious 10.6 V)	—	15
First grid blanking voltage, negative, V (at: filament voltage 6.3 V, plate voltage 250 V, second grid voltage 250 V)	—	45
Cathode - heater insulation resistance, M Ω (at: filament voltage 6.3 V, cathode -heater voltage ± 200 V)	8	—

Limiting Values

Parameters, units	Nominal	
	min	max
Filament voltage, V	5.7	7.0
Plate voltage, V	—	440
Second grid voltage, V	—	330
Cathode - heater voltage, V	—	± 200
Power dissipation at the plate, W	—	12
Power dissipation at the second grid, W	—	2
First grid circuit resistance , M Ω self - bias	—	1.0
fixed bias	—	0.5
Temperature at the most heated part of the envelope, K $^{\circ}$	—	523

$I_p = f(E_{g1})$

$E_f = 6.3V$



$I_p = f(E_p)$

$E_f = 6.3V, E_{g2} = 250V$

